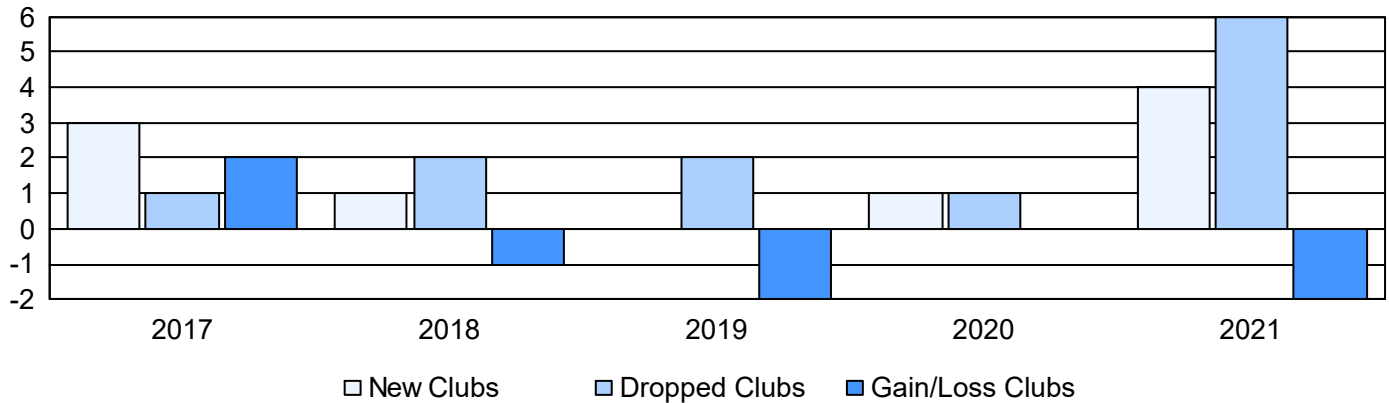
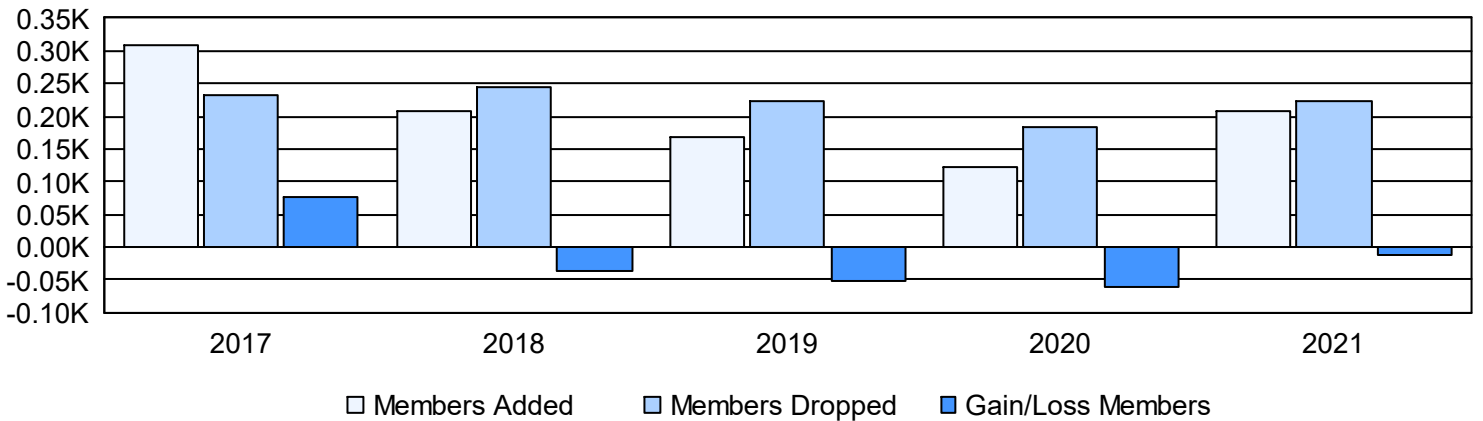


Year	New Clubs	Dropped Clubs	Gain/ Loss Clubs	New Members	Charter Members	Reinstate Members	Transfer Members	Total Member Added	Total Members Dropped	Gain/ Loss Members
2016-2017	3	1	2	186	82	37	3	308	232	76
2017-2018	1	2	-1	175	21	5	7	208	245	-37
2018-2019	0	2	-2	129	5	30	5	169	222	-53
2019-2020	1	1	0	65	53	1	2	121	182	-61
2020-2021	4	6	-2	115	87	6	1	209	222	-13
Average	2	2	-1	134	50	16	4	203	221	-18

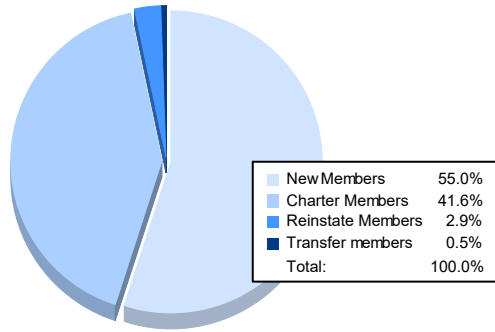
Clubs



Members



Membership Composition June 2021 Cumulative



Gender Composition June 2021 Cumulative

